

EXTERIOR

- Acero Inox AISI 304 18/10 (II)
- Respaldo en Chapa galvanizada
- Peto sanitario de 100 mm alto y 50 mm espesor

INTERIOR

- Acero Inox AISI 304 18/10 (II)
- Desagüe interior
- Fondo embutido con amplios radios
- Parrillas de alambre de acero plastificado, regulables en altura y fácilmente desmontables
- Marcos puerta calefactados para evitar acumulación de hielo (BT)
- Iluminación LED (CR)

AISLAMIENTO

- Poliuretano inyectado alta presión libre de CFC's densidad 40 kg/m³, bajo GWP y cero efecto ODP
- Estructura compacta totalmente inyectada

PUERTAS

- Contrapuerta embutida
- Burlete de triple cámara fácilmente sustituible
- Puertas con tirador integrado
- Bisagra pivotante con bloqueo de apertura
- Puertas con doble acristalamiento (6-15-5) (CR)

PATAS

- Patas en acero inoxidable regulables en altura hasta 200 mm

REFRIGERACIÓN

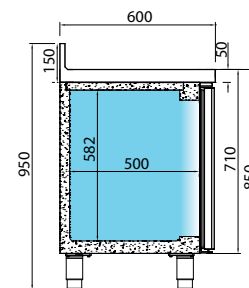
- Sistema de condensación ventilada INFRICOOOL®
- Evaporadores tratados anticorrosión 100% Poliéster
- Bandeja evaporativa en acero inoxidable
- Control temperatura final del desescarche
- Unidad condensadora extraíble a 3/4 partes
- Desescarche por gas caliente (BT)
- Válvula de expansión

CONTROL DIGITAL

- Táctil por membrana a 30 amp.



Unidad condensadora extraíble a 3/4 partes
Condensing unit with sliding guides for its extraction at 3/4 parts



BMPP

EXTERIOR

- AISI 304 18/10 Stainless Steel (II)
- Galvanized Steel Back
- 100 mm backsplash height and 50 mm thickness

INTERIOR

- AISI 304 18/10 Stainless Steel (II)
- Internal drain
- Sealed interior floors and rounded cabinet corners
- Plastic coated wire shelves, adjustable height and easy removal
- Heated door frame to avoid accumulation of ice (BT)
- Iluminación LED (CR)

INSULATION

- Free CFC's high density (40kg/m³) polyurethane insulation with low GWP & zero ODP effect
- Completely injected compact structure

DOORS

- Stamped rear door
- Easy removal triple chamber gasket
- Integrated handle doors
- Self closing doors with stay open feature
- Doors with double pane glass (6-15-5) (CR)

LEGS

- Stainless steel adjustable legs up to 200 mm

REFRIGERATION

- Forced air refrigeration system
- Evaporator coil coated with anti-corrosion material 100% Polyester
- Stainless steel evaporative tray
- Control of the final defrost temperature
- Condensing unit with sliding guides for its extraction at 3/4 parts
- Hot gas defrost (BT)
- Expansion valve

DIGITAL CONTROL

- Touch membrane 30 amp.

MODELOS MODELS	Dimensiones Dimensions LxPxH (mm)	Potencia Power (W)	Tensión/Frecuencia Voltage/Frequency (V/Hz)	Capacidad Capacity (L)	Nº puertas Doors	Poder de congelación Freezing power (Kg/24h)	Nº garrillas/ J. guías No shelves/ Slides	Compresor Compressor (HP)	Potencia frig. Cooling capacity (W a -10°C)	Evaporación Evaporation	Régimen T ^m Temperature Range (38°C)	Desescarche Defrost	Control Control	Refrigerante Refrigerant	Consumo Consumption (kWh/24h)
BMPP 1500 II	1468x600x850	525	220/50	245	2	-	2/2 (325x430)	1/5	254	Forzada Forced	-2°C/+8°C	Automático Automatic	Digital 30 AMP	R 134 a	2,39
BMPP 2000 II	1960x600x850	575	220/50	385	3	-	3/3 (325x430)	1/4	298	Forzada Forced	-2°C/+8°C	Automático Automatic	Digital 30 AMP	R 134 a	2,62
BMPP 2500 II	2452x600x850	655	220/50	525	4	-	4/4 (325x430)	1/3	395	Forzada Forced	-2°C/+8°C	Automático Automatic	Digital 30 AMP	R 134 a	2,99

Características técnicas y constructivas sujetas a variación sin previo aviso / We reserve the right to change specifications without prior notice.

MESA REFRIGERACIÓN SERIE 600
 UNDERCOUNTER REFRIGERATOR 600 SERIES



BMPP 1500 II

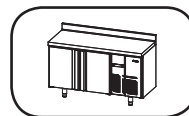


BMPP 2000 II

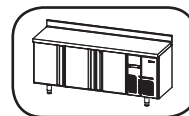
Mesa encastrable con ventilación frontal
 Drop in table front breathing

OPCIONAL / OPTIONAL

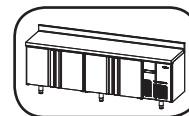
- Parrilla / Wire shelf (502X07)
- Juego de guías / Slides (503X16; 503X21)
- Cerradura / Lock (506X120; 506X121)
- Grupo lado contrario / Group opposite side (L)



BMPP 1500 II



BMPP 2000 II



BMPP 2500 II

02 MESA CONGELACIÓN SERIE 600 UNDERCOUNTER FREEZER 600 SERIES

02 Mesas

BMPP 1500 BT

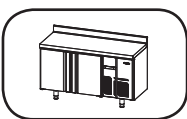


BMPP 2000 BT

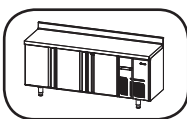


MODELOS MODELS	Dimensiones Dimensions LxPxH (mm)	Potencia Power (W)	Tensión/Frecuencia Voltage/Frequency (V/Hz)	Capacidad Capacity (L)	Nº puertas Doors	Poder de congelación Freezing power (Kg/24h)	Nº parrillas/ J. guías No shelves / Slides	Compresor Compressor (HP)	Potencia frig. Cooling capacity (W a -30°C)	Evaporación Evaporation	Régimen T ⁴ Temperature Range (38°C)	Desescarche Defrost	Control Control	Refrigerante Refrigerant	Consumo Consumption (kWh/24h)
BMPP 1500 BT	1468x600x850	627	220/50	245	2	1	2/2 (325x430)	1/5	258	Forzada Forced	-18°C	Automático Automatic	Digital 30 AMP	R 404 A	2,39
BMPP 2000 BT	1960x600x850	847	220/50	385	3	1,8	3/3 (325x430)	1/4	353	Forzada Forced	-18°C	Automático Automatic	Digital 30 AMP	R 404 A	2,62
BMPP 2500 BT	2452x600x850	771	220/50	525	4	2,2	4/4 (325x430)	1/3	452	Forzada Forced	-18°C	Automático Automatic	Digital 30 AMP	R 404 A	2,99

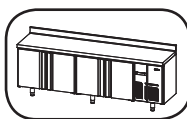
Características técnicas y constructivas sujetas a variación sin previo aviso / We reserve the right to change specifications without prior notice.



BMPP 1500 BT



BMPP 2000 BT



BMPP 2500 BT


OPCIONAL / OPTIONAL

- Parrilla / Wire shelf (502X07)
- Juego de guías / Slides (503X16; 503X21)
- Cerradura / Lock (506X120; 506X121)
- Grupo lado contrario / Group opposite side (L)

MESA REFRIGERADA CON CAJONES SERIE 600
 UNDERCOUNTER REFRIGERATOR WITH DRAWERS 600 SERIES



**KIT CAJONES
DRAWERS**



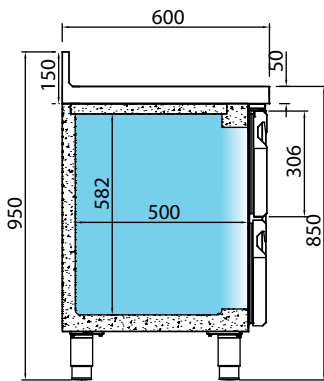
Kit 2 cajones
Kit 2 drawers
BM 1/2x200

Kit 2 cajones
Kit 2 drawers
BM 2/3x300 + BM 1/3x100

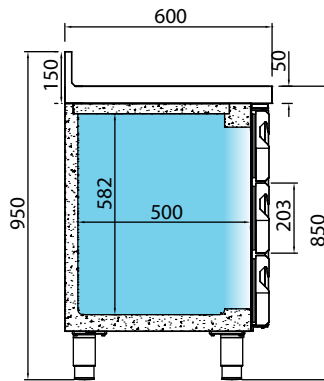
Kit 3 cajones
Kit 3 drawers
BM 1/3x100

OPCIONAL / OPTIONAL

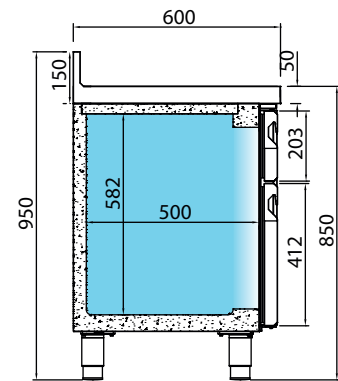
- Cerradura / Lock (506X120; 506X121)



BM 1/2 x 200



BM 1/3x100



BM 2/3x300 + BM 1/3x100

MODELOS MODELS	DESCRIPCIÓN DESCRIPTION	CÓDIGO + PRECIO CODE + PRICE
BMPP II, F, GR	Kit 2 cajones BM 1/2 x 200 2 Drawers kit BM 1/2 x 200	(JCAJ10BM1/2)
BMPP II, F, GR	Kit 3 cajones BM 1/3x100 3 Drawers kit BM 1/3x100	(JCAJ10BM1/3)
BMPP II, F, GR	Kit 2 cajones BM 2/3x300 + BM 1/3x100 2 Drawers kit BM 2/3x300 + BM 1/3x100	(JCAJ10BM2/3)



02 MESA REFRIGERADA CON PUERTAS DE CRISTAL SERIE 600

GLASS DOOR UNDERCOUNTER REFRIGERATOR 600 SERIES

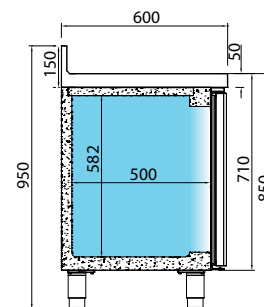


02 Mesas



Doble acristalamiento (6-15-5)
Double pane glass (6-15-5)

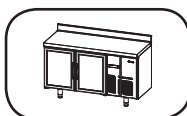
BMPP 2000 CR



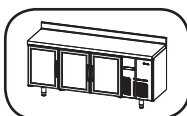
BMPP CR

MODELOS MODELS	Dimensiones Dimensions LxPxH (mm)	Potencia Power (W)	Tensión/Frecuencia Voltage/Frequency (V/Hz)	Capacidad Capacity (L)	Nº puertas Doors	Nº parrillas / J. guías No shelves / Slides	Compresor Compressor (HP)	Potencia frig. Cooling capacity (W a -10°C)	Evaporación Evaporation	Régimen T ^{RA} Temperature Range (38°C)	Desescarche Defrost	Control Control	Refrigerante Refrigerant	Consumo Consumption (kWh/24h)
BMPP 1500 CR	1468x600x850	583	220/50	245	2	2/2 (325x430)	1/4	298	Forzada Forced	0°C/+6°C	Automático Automatic	Digital 30 AMP	R 134 a	3,22
BMPP 2000 CR	1960x600x850	687	220/50	385	3	3/3 (325x430)	1/3	395	Forzada Forced	0°C/+6°C	Automático Automatic	Digital 30 AMP	R 134 a	3,79
BMPP 2500 CR	2452x600x850	736	220/50	525	4	4/4 (325x430)	3/8	464	Forzada Forced	0°C/+6°C	Automático Automatic	Digital 30 AMP	R 134 a	4,06

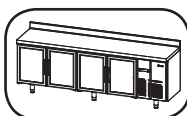
Características técnicas y constructivas sujetas a variación sin previo aviso / We reserve the right to change specifications without prior notice.



BMPP 1500 CR



BMPP 2000 CR



BMPP 2500 CR

OPCIONAL / OPTIONAL

- Parrilla / Wire shelf (502X43)
- Juego de guías / Slides (503X16; 503X21)
- Cerradura / Lock (506X60)

MESA REFRIGERADA CON FREGADERO SERIE 600
SINK UNDERCOUNTER REFRIGERATOR 600 SERIES

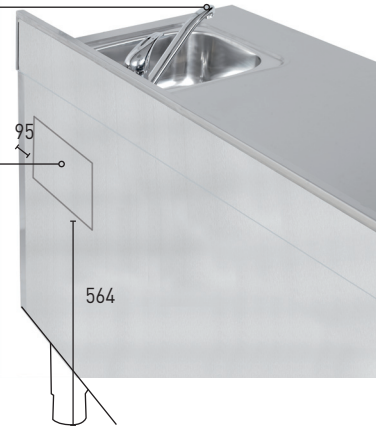


BMPPF 2000 II

02 Mesas

Grifo no incluido
 Not included faucet

Salida para desagüe de 315x160
 Drain hole of 315x160




MODELOS MODELS	Dimensiones Dimensions LxHxP (mm)	Potencia Power (W)	Tensión/Frecuencia Voltage/Frequency (V/Hz)	Capacidad Capacity (L)	Nº puertas Doors	Nº parrillas / J. guías No shelves / Slides	Compresor Compressor (HP)	Potencia frig. Cooling capacity (W a -10°C)	Evaporación Evaporation	Régimen Tª Temperature Range (38°C)	Desescarche Defrost	Control Control	Refrigerante Refrigerant	Consumo Consumption (kWh/24h)
BMPPF 1500 II	1468x600x850	525	220/50	245	2	2/2 (325x430)	1/5	254	Forzada Forced	-2°C/+8°C	Automático Automatic	Digital 30 AMP	R 134 a	2,39
BMPPF 2000 II	1960x600x850	575	220/50	385	3	3/3 (325x430)	1/4	298	Forzada Forced	-2°C/+8°C	Automático Automatic	Digital 30 AMP	R 134 a	2,62
BMPPF 2500 II	2452x600x850	655	220/50	525	4	4/4 (325x430)	1/3	395	Forzada Forced	-2°C/+8°C	Automático Automatic	Digital 30 AMP	R 134 a	2,99

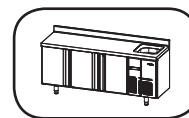
Características técnicas y constructivas sujetas a variación sin previo aviso / We reserve the right to change specifications without prior notice.

OPCIONAL / OPTIONAL

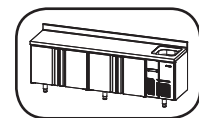
- Parrilla / Wire shelf (502X07)
- Juego de guías / Slides (503X16; 503X21)
- Cerradura / Lock (506X120; 506X121)
- Grupo lado contrario / Group opposite side



BMPPF 1500 II



BMPPF 2000 II



BMPPF 2500 II

02 MESA REFRIGERADA PRE-INSTALADA SERIE 600

REMOTE UNDERCOUNTER REFRIGERATOR 600 SERIES

02 Mesas

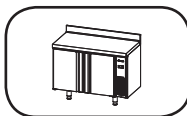


BMPP 2000 GR

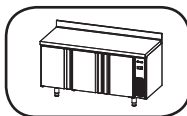
Grupo no incluido
Condensing unit not included

MODELOS MODELS	→ ↗ ↑	⚠	📦	📱	📊	🌀	❄️	💧	🌡️	🧼	🕒	🌡️	🛒
	Dimensiones Dimensions LxFxH (mm)	Tensión/Frecuencia Voltage/Frequency [V/Hz]	Capacidad Capacity [L]	Nº puertas Doors	Nº parrillas / J. guías No shelves / Slides	Compresor Compressor [HP]	Potencia frig. Cooling capacity [W a -10°C]	Evaporación Evaporation	Régimen T ^{RA} Temperature Range [38°C]	Desescarche Defrost	Control Control	Refrigerante Refrigerant	Consumo Consumption [kWh/24h]
BMPP 1500 GR	1160x600x850	220/50	245	2	2/2 (325x430)	1/5*	254	Forzada Forced	0°C/+6°C	Automático Automatic	Digital 30 AMP	R 134 a	-
BMPP 2000 GR	1652x600x850	220/50	385	3	3/3 (325x430)	1/4*	298	Forzada Forced	0°C/+6°C	Automático Automatic	Digital 30 AMP	R 134 a	-

* Compresor recomendado para distancias hasta 5 m / Compressor recommended max. 5 m
Características técnicas y constructivas sujetas a variación sin previo aviso / We reserve the right to change specifications without prior notice.



BMPP 1500 GR



BMPP 2000 GR

OPCIONAL / OPTIONAL

- Parrilla / Wire shelf (502X07)
- Juego de guías / Slides (503X16; 503X21)
- Puerta de cristal (unidad) / Glass door (unit) (PUEIDBMCR/PUEIIBMCR)
- Cerradura / Lock (506X120; 506X121)
- Posibilidad BT / BT possibility