



AC16 / ACH16

Brazed plate heat exchanger

General information

Alfa Laval introduced its first brazed plate heat exchanger in 1977 and has since continuously developed and optimized its performance and reliability.

Brazing the stainless steel plates together eliminates the need for gaskets and thick frame plates, which makes the heat exchanger compact and saves material. The brazing material seals and holds the plates together at the contact points ensuring optimal heat transfer efficiency and pressure resistance. Using advanced design technologies and extensive verification guarantees the highest performance and longest possible service lifetime.

The AlfaChill (AC) brazed plate heat exchangers are specifically designed for heat transfer in air conditioning, refrigeration and heat pump applications.

Innovative features for this single circuit heat exchanger include a patented asymmetric plate design. The plate design provides the flexibility to select the best configuration for optimized evaporation temperature and/or condensation temperature in order to keep the brine/water pressure drop at the desired level.

Typical applications

- Container refrigeration
- Small heat pumps and chiller systems
- Oil cooling

The standard design supports a wide variety of HFC refrigerants such as R407C, R404A, R507, R134a. The high-pressure version is suitable for R410A, R32 and natural refrigerants (CO₂ - propane).

Capacity range

AC16/ACH16 cover capacities from 1 kW up to 5 kW. Based on standard components and a modular concept, each unit is custom-designed for each specific installation.

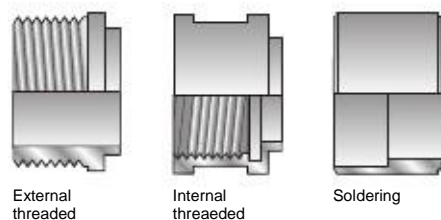
Request for quotation

To receive a quotation for brazed plate heat exchangers that meet your requirements, please provide Alfa Laval representatives with:

- Required flow rates or heat load
- Temperature program (inlet and outlet)
- Brine and refrigerant type
- Desired working pressure
- Maximum permitted water/brine pressure drop
- Connection types



Examples of connections*




* More connections are available on request.


AC16 - PED approval pressure/temperature graph




ACH16 - PED approval pressure/temperature graph



AC16 / ACH16 - UL approval pressure/temperature graph



AC16 / ACH16 - CRN approval pressure/temperature graph



Standard dimensions and weight

AC16 / ACH16
 A measure mm = $8.5 + (2.16 * n)$ (± 2 mm or ± 2.5 %)
 A measure inch = $0.33 + (0.09 * n)$ (± 0.08 inch or ± 2.5 %)
 Weight** kg = $0.27 + (0.04 * n)$
 Weight** lb = $0.59 + (0.09 * n)$

(n = number of plates)
 ** Excluding connections

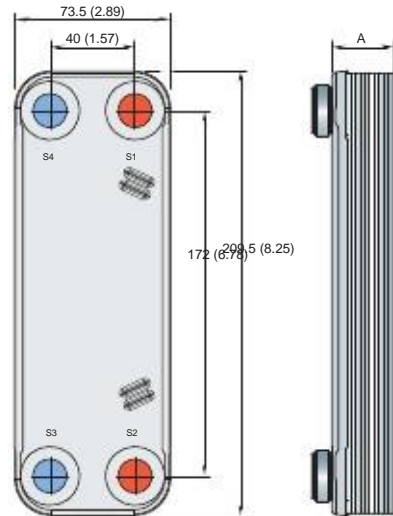
Standard data

Min. working temperature	see graph
Max. working temperature	see graph
Min. working pressure	vacuum
Max. working pressure	see graph
Volume per channel H, litres (ga)	0.027 (0.007)
Volume per channel A, litres (ga)	0.030 (0.008)
	0.024 (0.006)
Max. flowrate* m ³ /h (gpm)	4.1 (18)
Min. nbr of plates	4
Max. nbr of plates	60
* Water at 5 m/s (16.4 ft/s) (connection velocity)	

Standard materials

Cover plates	Stainless steel
Connections	Stainless steel
Plates	Stainless steel
Brazing filler	Copper

Standard dimensions
mm (inch)



For exact values please contact your local Alfa Laval representative